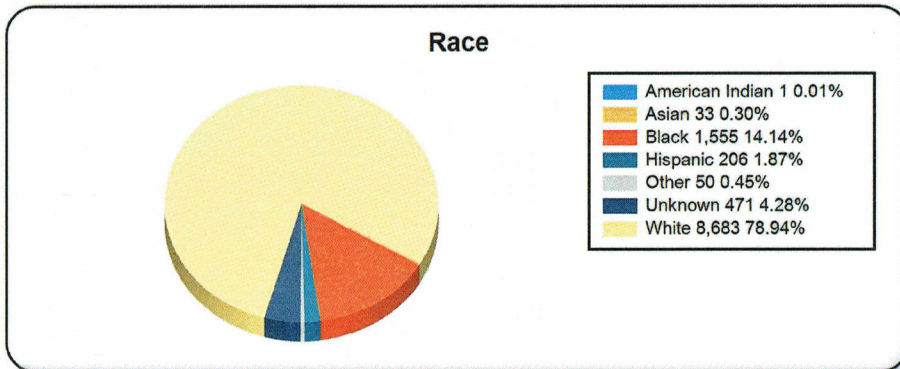
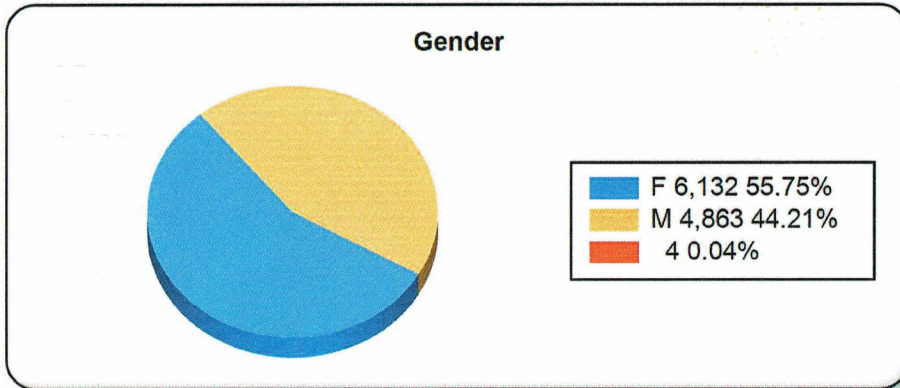
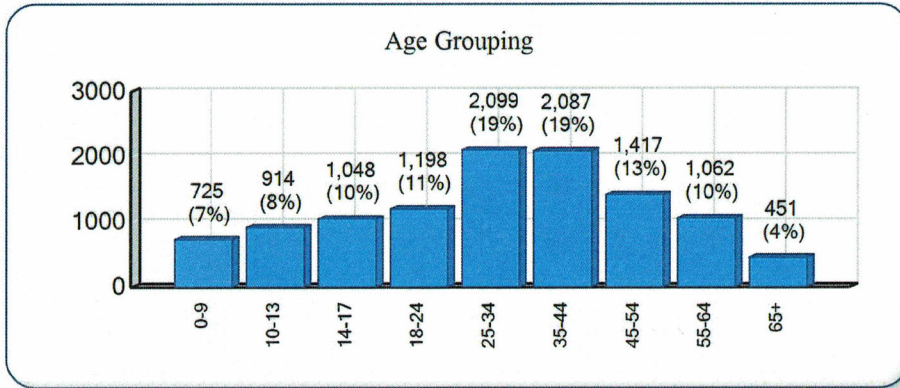


# PartnerSolutions Reporting Services



Profile of the 10,999 Trumbull County Mental Health and Recovery Board clients (8,313 Adults, 2,686 Children) served in SFY 2023 through 1/2/2023



#### Top Ten Most Common Primary Diagnostic Groups for Adults

Diagnostic Group	Clients	Percent	Claims	Claims/Client	Total Cost	Avg Cost
Depressive Disorders	2,420	25%	16,277	6	\$1,319,233	\$545
Bipolar Disorders	1,679	17%	12,704	7	\$1,127,084	\$671
Anxiety Disorders	1,614	17%	9,826	6	\$815,415	\$505
Opioid Use Disorders	1,263	13%	45,058	35	\$3,959,016	\$3,135
Schizophrenia/Other Psychotic Disorders	744	8%	12,122	16	\$1,082,328	\$1,455
Post-traumatic Stress Disorder	713	7%	5,711	8	\$486,665	\$683
Attention-Deficit/Disruptive Behavior Disorders	439	5%	2,152	4	\$176,726	\$403
Alcohol Use Disorders	349	4%	8,779	25	\$1,110,399	\$3,182
Adjustment Disorders	266	3%	1,410	5	\$115,785	\$435
Cocaine Use Disorders	158	2%	3,338	21	\$364,939	\$2,310

#### Top Ten Most Common Primary Diagnostic Groups for Children

Diagnostic Group	Clients	Percent	Claims	Claims/Client	Total Cost	Avg Cost
Attention-Deficit/Disruptive Behavior Disorders	823	24%	9,823	11	\$877,199	\$1,066
Adjustment Disorders	501	15%	4,472	8	\$366,901	\$732
Anxiety Disorders	474	14%	4,344	9	\$364,050	\$768
Depressive Disorders	451	13%	4,981	11	\$420,424	\$932
Conduct Disorders	394	12%	5,059	12	\$511,376	\$1,298
Post-traumatic Stress Disorder	267	8%	3,866	14	\$298,598	\$1,118
Pervasive Developmental Disorders	206	6%	3,216	15	\$452,172	\$2,195
Bipolar Disorders	187	6%	2,242	11	\$217,606	\$1,164
Impulse Control Disorders	39	1%	366	9	\$32,523	\$834
Other Childhood Disorders	18	1%	222	12	\$18,302	\$1,017